

LUS/HUS/HHUS/HGUS Double Shear Joist Hangers



This product is preferable to similar connectors because of
a) easier installation, b) higher loads, c) lower installed cost,
or a combination of these features.

See Hanger tables on pages 77-82. See Hanger Options on pages 233-243 for hanger modifications, which may result in reduced loads.

All hangers in this series have double shear nailing. This innovation distributes the load through two points on each joist nail for greater strength. It also allows the use of fewer nails, faster installation, and the use of standard nails for all connections. (Do not bend or remove tabs.)

MATERIAL: See tables, pages 77-82.

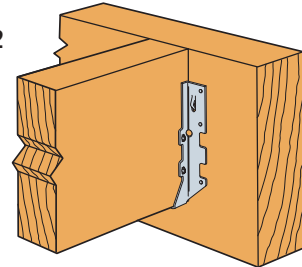
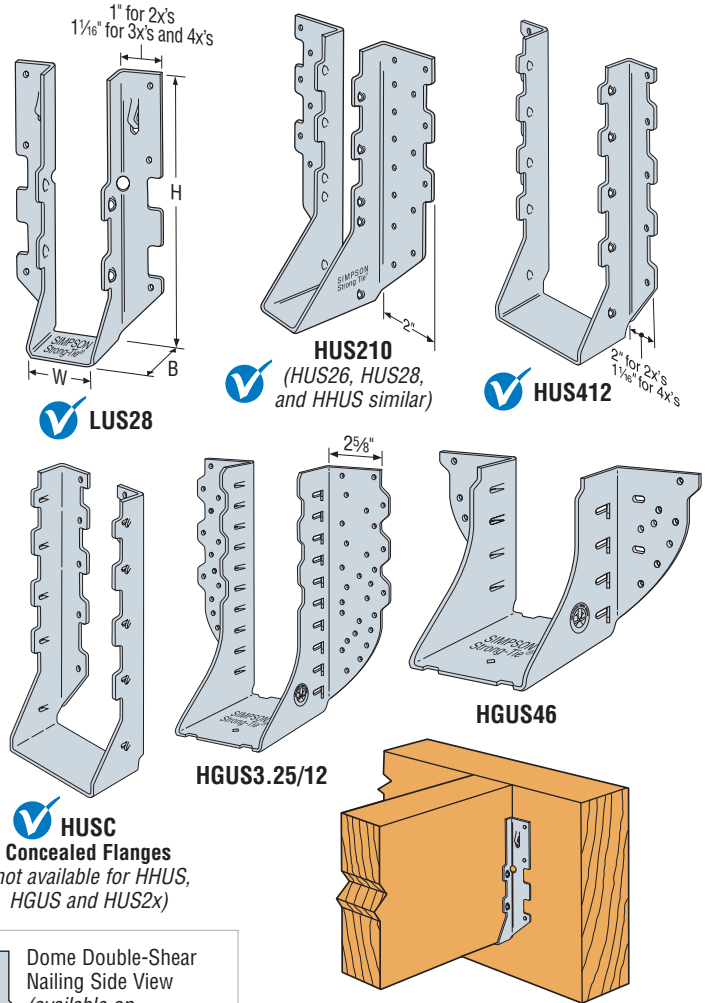
FINISH: Galvanized. Some products available in stainless steel or ZMAX® coating; see Corrosion Information, pages 13-15.

INSTALLATION • Use all specified fasteners. See General Notes.

- Nails must be driven at an angle through the joist or truss into the header to achieve the table loads.
- Not designed for welded or nailer applications.
- 16d sinkers (0.148" dia. x 3 1/4" long) may be used where 10d commons are specified with no reduction in load. Where 16d commons are specified, 10d commons or 16d sinkers (0.148" dia. x 3 1/4" long) may be used at 0.85 of the table load.
- With 3x carrying members, use 16dx2 1/2" nails into the header and 16d commons into the joist with no load reduction.
- With 2x carrying members, use 10dx1 1/2" nails into the header and 10d commons into the joist, reduce the load to 0.64 of the table value.
- Use stainless-steel (SS) nails with stainless-steel (SS) hangers.

OPTIONS: • LUS hangers cannot be modified.

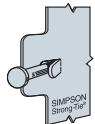
- HUS hangers available with the header flanges turned in for 2-2x (3 1/8") and 4x only, with no load reduction. See the HUSC Concealed Flange illustration.



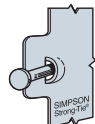
Typical LUS28 Installation
use 0.148x3" (10d common)
or 0.148x3 1/4" (16d sinker) nail



Double-Shear Nailing Top View



Double-Shear Nailing Side View
Do not bend tab



Dome Double-Shear Nailing Side View
(available on some models)
U.S. Patent 5,603,580

FACE MOUNT HANGERS – SOLID SAWN LUMBER (DF/SP)

These products are available with additional corrosion protection. Additional products on this page may also be available with this option, check with Simpson Strong-Tie for details.

These products are approved for installation with the Strong-Drive® SD Connector screw. See page 27 for more information.

Joist Size	Model No.	Ga	Dimensions (in.)			Min/Max	Fasteners		DF/SP Allowable Loads				Installed Cost Index (ICI)	Code Ref.
			W	H	B		Header	Joist	Uplift (160)	Floor (100)	Snow (115)	Roof (125)		
SAWN LUMBER SIZES														
2X4	LUS24	20	1 1/16	3 3/8	1 1/2	—	4-16d	2-10dx1 1/2	265	555	635	685	Lowest	17, I27, F6, L5, L17
	LUS24	18	1 1/16	3 3/8	1 1/4	—	4-10d	2-10d	490	670	765	825	+3%	
	U24	16	1 1/16	3 3/8	1 1/2	—	4-16d	2-10dx1 1/2	265	575	655	705	+67%	
	HU26	14	1 1/16	3 1/8	2 1/4	—	4-16d	2-10dx1 1/2	335	595	670	720	+295%	
DBL 2X4	LUS24-2	18	3 1/8	3 3/8	2	—	4-16d	2-16d	440	800	910	985	Lowest	17, I27, F6, L5, L17
	U24-2	16	3 1/8	3	2	—	4-16d	2-10d	370	575	655	705	+33%	
	HU24-2/HUC24-2	14	3 1/8	3 1/8	2 1/2	—	4-16d	2-10d	380	380	595	720	+240%	
2x6	LUS26	18	1 1/16	4 3/4	1 3/4	—	4-10d	4-10d	1165	865	990	1070	Lowest	17, I27, F6, L5, L17
	LU26	20	1 1/16	4 3/4	1 1/2	—	6-16d	4-10dx1 1/2	565	835	950	1030	+6%	
	U26	16	1 1/16	4 3/4	2	—	6-16d	4-10dx1 1/2	585	865	980	1055	+43%	
	LUC26Z	18	1 1/16	4 3/4	1 3/4	—	6-16d	4-10dx1 1/2	730	845	965	1040	+160%	
	HU26	14	1 1/16	3 1/8	2 1/4	—	4-16d	2-10dx1 1/2	335	335	595	720	+179%	
	HUS26	16	1 5/8	5 3/8	3	—	14-16d	6-16d	1550	2720	3095	3335	+276%	
DBL 2X6	LUS26-2	18	3 1/8	4 3/8	2	—	4-16d	4-16d	1165	1030	1180	1280	Lowest	17, I27, F6, L5, L17
	U26-2	16	3 1/8	5	2	—	8-16d	4-10d	740	1150	1305	1410	+65%	
	HUS26-2/HUSC26-2	14	3 1/8	5 3/8	2	—	4-16d	4-16d	1235	1065	1210	1305	+172%	
	HU26-2/HUC26-2	14	3 1/8	5 3/8	2 1/2	Min	8-16d	4-10d	760	1190	1345	1445	+233%	
		14	3 1/8	5 3/8	2 1/2	Max	12-16d	6-10d	1135	1785	2015	2165	+254%	17, F6, L17

See footnotes on page 79.

CODES: See page xx for Code Reference Key Chart.

FACE MOUNT HANGERS – SOLID SAWN LUMBER (DF/SP)

These products are available with additional corrosion protection. Additional products on this page may also be available with this option, check with Simpson Strong-Tie for details.

These products are approved for installation with the Strong-Drive® SD Connector screw. See page 27 for more information.

Joist Size	Model No.	Ga	Dimensions (in.)			Min/Max	Fasteners		DF/SP Allowable Loads				Installed Cost Index (ICI)	Code Ref.	
			W	H	B		Header	Joist	Uplift (160)	Floor (100)	Snow (115)	Roof (125)			
SAWN LUMBER SIZES															
TPL 2x6	LUS26-3	18	4 ⁵ / ₁₆	4 ¹ / ₄	2		4-16d	4-16d	1165	1030	1180	1280	*	160	
	U26-3	16	4 ⁵ / ₁₆	4 ¹ / ₄	2		8-16d	4-10d	740	1150	1305	1410	*		
	HU26-3/HUC26-3	14	4 ¹¹ / ₁₆	5 ¹ / ₂	2 ¹ / ₂	Min	8-16d	4-10d	760	1190	1345	1445	*		
						Max	12-16d	6-10d	1135	1785	2015	2165	*		
2x8	LUS26	18	1 ¹ / ₁₆	4 ³ / ₄	1 ³ / ₄	—	4-10d	4-10d	1165	865	990	1070	Lowest	17, I27, F6, L5, L17	
	LU26	20	1 ¹ / ₁₆	4 ³ / ₄	1 ¹ / ₂	—	6-16d	4-10dx1 ¹ / ₂	565	835	950	1030	+6%		
	LUS28	18	1 ¹ / ₁₆	6 ⁵ / ₈	1 ³ / ₄	—	6-10d	4-10d	1165	1100	1255	1360	+23%		
	LU28	20	1 ¹ / ₁₆	6 ⁵ / ₈	1 ¹ / ₂	—	8-16d	6-10dx1 ¹ / ₂	850	1110	1270	1335	+39%		
	U26	16	1 ¹ / ₁₆	4 ³ / ₄	2	—	6-16d	4-10dx1 ¹ / ₂	585	865	980	1055	+43%		
	LUC26Z	18	1 ¹ / ₁₆	4 ³ / ₄	1 ³ / ₄	—	6-16d	4-10dx1 ¹ / ₂	730	845	965	1040	+160%		
	HU28	14	1 ¹ / ₁₆	5 ¹ / ₄	2 ¹ / ₄	—	6-16d	4-10dx1 ¹ / ₂	610	895	1005	1085	+251%		
	HUS26	16	1 ¹ / ₈	5 ³ / ₈	3	—	14-16d	6-16d	1550	2720	3095	3335	+276%		
HUS28	16	1 ¹ / ₈	7	3	—	22-16d	8-16d	2000	3965	4120	4220	+409%			
DBL 2x8	LUS26-2	18	3 ¹ / ₈	4 ⁷ / ₈	2	—	4-16d	4-16d	1165	1030	1180	1280	Lowest	17, I27, F6, L5, L17	
	LUS28-2	18	3 ¹ / ₈	7	2	—	6-16d	4-16d	1165	1315	1500	1625	+8%		
	U26-2	16	3 ¹ / ₈	5	2	—	8-16d	4-10d	740	1150	1305	1410	+65%		
	HUS28-2/HUSC28-2	14	3 ¹ / ₈	7 ³ / ₁₆	2	—	6-16d	6-16d	1550	1595	1815	1960	+188%		
	HU28-2/HUC28-2	14	3 ¹ / ₈	7	2 ¹ / ₂	Min	10-16d	4-10d	760	1490	1680	1805	+397%		
					Max	14-16d	6-10d	1135	2085	2350	2530	+418%			
TPL 2x8	LUS28-3	18	4 ⁵ / ₁₆	6 ¹ / ₄	2	—	6-16d	4-16d	1165	1315	1500	1625	*	160	
	U26-3	16	4 ⁵ / ₁₆	4 ¹ / ₄	2	—	8-16d	4-10d	740	1150	1305	1410	*		
	HU26-3/HUC26-3	14	4 ¹¹ / ₁₆	5 ¹ / ₂	2 ¹ / ₂	Min	8-16d	4-10d	760	1190	1345	1445	*		
					Max	12-16d	6-10d	1135	1785	2015	2165	*			
QUAD 2x8	HU28-4/HUC28-4	14	14	6 ¹ / ₈	6 ⁵ / ₈	Min	10-16d	4-16d	900	1490	1680	1805	*		
					Max	14-16d	6-16d	1345	2085	2350	2530	*			
2x10	LUS28	18	1 ¹ / ₁₆	6 ⁵ / ₈	1 ³ / ₄	—	6-10d	4-10d	1165	1100	1255	1360	Lowest	17, I27, F6, L5, L17	
	LU28	20	1 ¹ / ₁₆	6 ⁵ / ₈	1 ¹ / ₂	—	8-16d	6-10dx1 ¹ / ₂	850	1110	1270	1335	+13%		
	LUS210	18	1 ¹ / ₁₆	7 ¹³ / ₁₆	1 ³ / ₄	—	8-10d	4-10d	1165	1340	1525	1650	+15%		
	LU210	20	1 ¹ / ₁₆	7 ¹³ / ₁₆	1 ¹ / ₂	—	10-16d	6-10dx1 ¹ / ₂	850	1390	1585	1715	+28%		
	U210	16	1 ¹ / ₁₆	7 ¹³ / ₁₆	2	—	10-16d	6-10dx1 ¹ / ₂	1110	1440	1635	1685	+76%		
	LUC210Z	18	1 ¹ / ₁₆	7 ³ / ₄	1 ³ / ₄	—	10-16d	6-10dx1 ¹ / ₂	1100	1410	1605	1735	+180%		
	HU210	14	1 ¹ / ₁₆	7 ¹ / ₈	2 ¹ / ₄	—	8-16d	4-10dx1 ¹ / ₂	610	1190	1345	1445	+225%		
	HUS210	16	1 ¹ / ₈	9	3	—	30-16d	10-16d	3000	4255	4445	4575	+450%		
DBL 2x10	LUS28-2	18	3 ¹ / ₈	7	2	—	6-16d	4-16d	1165	1315	1500	1625	Lowest	17, I27, F6, L5, L17	
	LUS210-2	18	3 ¹ / ₈	9	2	—	8-16d	6-16d	1745	1830	2090	2265	+34%		
	U210-2	16	3 ¹ / ₈	8 ¹ / ₂	2	—	14-16d	6-10d	1110	2015	2285	2465	+88%		
	HUS210-2/HUSC210-2	14	3 ¹ / ₈	9 ³ / ₁₆	2	—	8-16d	8-16d	3295	2125	2420	2615	+217%		
	HU210-2/HUC210-2	14	3 ¹ / ₈	8 ¹³ / ₁₆	2 ¹ / ₂	Min	14-16d	6-10d	1135	2085	2350	2530	+441%		
						Max	18-16d	10-10d	1895	2680	3020	3250	+467%		
	HUCQ210-2-SDS	14	2 ⁹ / ₁₆	9	3	—	12- ¹ / ₄ "x2 ¹ / ₂ " SDS	6- ¹ / ₄ "x2 ¹ / ₂ " SDS	2510	4680	4955	4955	*	F23	
	HHUS210-2	14	3 ⁵ / ₁₆	9 ³ / ₃₂	3	—	30-16d	10-16d	4000	5635	6380	6880	*	F23	
TPL 2x10	LUS28-3	18	4 ⁵ / ₁₆	6 ¹ / ₄	2	—	6-16d	4-16d	1165	1315	1500	1625	*	160	
	LUS210-3	18	4 ⁵ / ₁₆	8 ³ / ₁₆	2	—	8-16d	6-16d	1745	1830	2090	2265	*		
	U210-3	16	4 ⁵ / ₁₆	7 ³ / ₄	2	—	14-16d	6-10d	1110	2015	2285	2465	*		
	HU210-3/HUC210-3	14	4 ¹¹ / ₁₆	8 ⁹ / ₁₆	2 ¹ / ₂	Min	14-16d	6-10d	1135	2085	2350	2530	*	17, F6, L17	
						Max	18-16d	10-10d	1895	2680	3020	3250	*		
		HHUS210-3	14	4 ¹¹ / ₁₆	8 ⁷ / ₈	3	—	30-16d	10-16d	4000	5635	6380	6880	*	
		HGUS210-3	12	4 ¹ / ₁₆	9 ¹ / ₈	4	—	46-16d	16-16d	4095	9100	9100	9100	*	17, F23
		HUCQ210-3-SDS	14	4 ⁵ / ₁₆	9	3	—	8- ¹ / ₄ "x2 ¹ / ₂ " SDS	4- ¹ / ₄ "x2 ¹ / ₂ " SDS	2510	4680	4955	4955	*	F23
QUAD 2x10	HU210-4/HUC210-4	14	6 ¹ / ₈	8 ⁵ / ₈	2 ¹ / ₂	Min	14-16d	6-16d	1345	2085	2350	2530	*	160	
					Max	18-16d	8-16d	1795	2680	3020	3250	*			
	HHUS210-4	14	6 ¹ / ₈	8 ⁷ / ₈	3	—	30-16d	10-16d	4000	5635	6380	6880	*	F23, 160	
	HGUS210-4	12	6 ¹ / ₁₆	9 ¹ / ₈	4	—	46-16d	16-16d	4095	9100	9100	9100	*		
2x12	LUS210	18	1 ¹ / ₁₆	7 ¹³ / ₁₆	1 ³ / ₄	—	8-10d	4-10d	1165	1340	1525	1650	Lowest	17, I27, F6, L5, L17	
	LU210	20	1 ¹ / ₁₆	7 ¹³ / ₁₆	1 ¹ / ₂	—	10-16d	6-10dx1 ¹ / ₂	850	1390	1585	1715	+11%		
	U210	16	1 ¹ / ₁₆	7 ¹³ / ₁₆	2	—	10-16d	6-10dx1 ¹ / ₂	1110	1440	1635	1685	+53%		
	LUC210Z	18	1 ¹ / ₁₆	7 ³ / ₄	1 ³ / ₄	—	10-16d	6-10dx1 ¹ / ₂	1100	1410	1605	1735	+180%		
	HU212	14	1 ¹ / ₁₆	9	2 ¹ / ₄	—	10-16d	6-10dx1 ¹ / ₂	1135	1490	1680	1805	+347%		
	HUS210	16	1 ¹ / ₈	9	3	—	30-16d	10-16d	3000	4255	4445	4575	+378%		
DBL 2x12	LUS210-2	18	3 ¹ / ₈	9	2	—	8-16d	6-16d	1745	1830	2090	2265	Lowest	17, I27, F6, L5, L17	
	U210-2	16	3 ¹ / ₈	8 ¹ / ₂	2	—	14-16d	6-10d	1110	2015	2285	2465	+40%		
	LUS214-2	18	3 ¹ / ₈	10 ¹ / ₁₆	2	—	10-16d	6-16d	1745	2110	2410	2610	+56%		
	HUS210-2	14	3 ¹ / ₈	9 ³ / ₁₆	2	—	8-16d	8-16d	3295	2125	2420	2615	*		
	HUS212-2/HUSC212-2	14	3 ¹ / ₈	10 ³ / ₄	2	—	10-16d	10-16d	3635	2660	3025	3265	*		
	HU212-2/HUC212-2	14	3 ¹ / ₈	10 ⁹ / ₁₆	2 ¹ / ₂	Min	16-16d	6-10d	1135	2380	2685	2890	*		
					Max	2 2-16d	10-10d	1895	3275	3695	3970	+411%			
	HUCQ210-2-SDS	14	2 ⁹ / ₁₆	9	3	—	12- ¹ / ₄ "x2 ¹ / ₂ " SDS	6- ¹ / ₄ "x2 ¹ / ₂ " SDS	2510	5460	5560	5560	*	F23	

See footnotes on page 79.

CODES: See page 12 for Code Reference Key Chart.